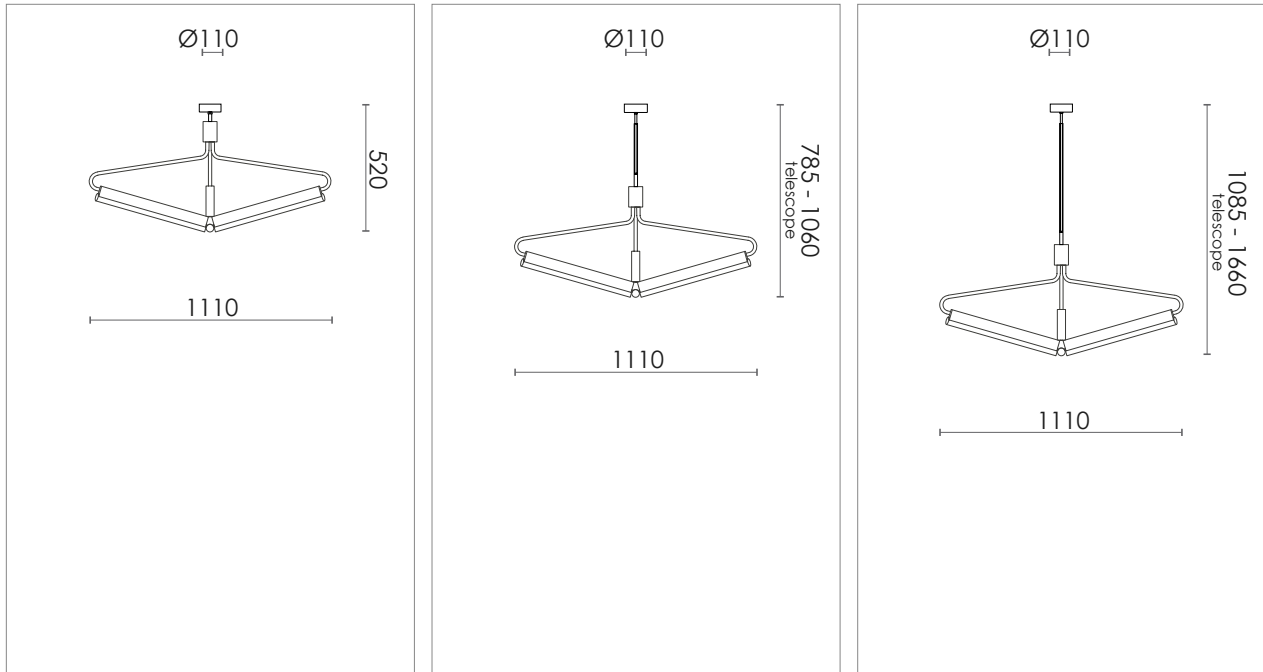


ANGEL 3 500 WIDE CHANDELIER





DESIGN SPECIFICATIONS

DIMENSIONS (mm)	W 1110 x H 520 W 1110 x H 785-1060 W 1110 x H 1085-1660
WEIGHT (kg)	- / - / -
MATERIALS	THE LAMP IS MADE FROM CLEAR LACQURED BRASS, STEEL OR POWDER COATED STEEL.
CORD (mm)	NO
ENVIRONMENT	INDOOR
DESIGN BY	NICLAS HOFLIN
DESIGN YEAR	2019

ELECTRICAL SPECIFICATIONS

SWITCH	NO
BULB HOLDER	S14S
LIGHT SOURCE	INCLUDED 3 X 7 W DIMMABLE LED - 2700 K
DIMMABLE	YES
MAX (W)	21 W LED
VOLTAGE	230 / 240
CLASS	1
IP	20

COLOURS

	BLACK	H 520 ART.NO. 914151005	H 785-1060 ART.NO. 914152005	H 1085-1660 ART.NO. 914153005
	BRASS	H 520 ART.NO. 914151001	H 785-1060 ART.NO. 914152001	H 1085-1660 ART.NO. 914153001
	BRONZE-COLOR	H 520 ART.NO. 914151223	H 785-1060 ART.NO. 914152223	H 1085-1660 ART.NO. 914153223
	STEEL	H 520 ART.NO. 914151500	H 785-1060 ART.NO. 914152500	H 1085-1660 ART.NO. 914153500